SPECIFICATIONS AND APPLICATION HANDBOOK

http://www.adultpdf.com
Created by TIFF To PDF trial version, to remove this mark, please register this software.

edition 10

KOMATSU

-INDEX-

http://www.adultpdf.com
Created by TIFF To PDF trial version, to remove this mark, please register this software.

-A-
Altitude deration ---------- 11-6
Angledozer ---------- 1B-7
Application
  All-around excavator --------- 3D-6
  Soil and trash conpactors----- 8D-5
Arm crowd force ---------- 3A-39
Attachments availability
  Motor graders ---------- 7A-18
  Wheel loaders ---------- 4A-40
Attachments of excavator
  Clamshell buckets ---------- 3A-115
  Heavy duty buckets --------- 3A-112
  Hydraulic breaker ---------- 3A-119
  Ripper buckets ---------- 3A-113
  Slope finishing buckets --- 3A-116
  Super long front ---------- 3A-117
  Two-piece boom ---------- 3A-118
  V-shaped buckets ---------- 3A-114
Attachments of motor grader
  Front dozer blade ---------- 7A-26
  Rear mounted ripper --------- 7A-29
  Scarifier ---------- 7A-21
Attachments of wheel loader
  Multi-purpose bucket -------- 4A-52
  Log clamp ---------- 4A-55
Attachment and application-- 4A-110

-B-
Beads ---------- 14-7
Blade abailability ---------- 1B-3
Blade factor ---------- 12A-4
  Bulldozers ---------- 1B-34
Blade selection ---------- 1B-7
Bolt-on type bucket teeth ---- 4A-43
Bolt-on type cutting edge ---- 4A-43
Box digging ---------- 3D-7
Brake performance curve
  HD180-4 ---------- 5A-12
  HD200-2 ---------- 5A-14
  HD325-5 ---------- 5A-16
  HD465-3 ---------- 5A-20
  HD785-2 ---------- 5A-24
  HD1200-1 ---------- 5A-28
  HD1200M-1 ---------- 5A-30
  HD1600M-1 ---------- 5A-34
Breaker ---------- 14-7
Breakout force ---------- 4A-37
Bucket and arm combinations
  Excavators backhoe ---------- 3A-40
  Wheel-type excavators -------- 3C-8
Bucket and teeth selection --- 4A-44
Bucket capacity ---------- 4A-36
Bucket capacity definition --- 3A-38
Bucket capacity rating -------- 3A-38
Bucket digging force ---------- 3A-39
Bucket factor
  Crawler-type dozer shovels -- 2-24
  Excavators backhoe --------- 3A-121
  Wheel loaders ---------- 4A-61
Bucket and teeth features ---- 4A-43
Bucket selection ---------- 4A-45
Bucket width ---------- 3A-38

http://www.adultpdf.com
Created by TIFF To PDF trial version, to remove this mark, please register this software.

-C-
CR (Cutting resistance) ------- 14-9
Calculation of production ---- 12A-2
Carry position ---------------- 4A-39
Compacting production --------- 8D-5
Compacting volume ------------- 8D-7
Component dimentions and weights
  Excavators backhoe ---------- 3A-24
  Hydraulic loading shovels --- 3B-6
Cone index numbers (qc) ----- 12B-15
Conventional tire ------------- 14-7
Convertion factor ------------ 14-10
Cross loading ----------------- 12A-7

-D-
Ditch digging ----------------- 3D-7
Dumping clearance and reach -- 4A-39
Dumping fork ------------------ 4A-53
Depreciation ------------------- 13-3
Drawbar pull vs. travel speed -1A-17
Dozer shovel front attachments -2-14
Dimensions
  All-around excavator -------- 3D-4
  Excavators (uu) ------------- 3E-4
  Excavators backhoe ---------- 3A-13
  Hydraulic loading shovels --- 3B-4
  Motor graders --------------- 7A-10
  Reach loader ---------------- 4B-4
  Road stabilizer ------------- 7B-4
  Soil and trash compactors --- 8D-4
  Vibratory rollers ----------- 8A-9
  Wheel dozer ----------------- 4C-4
  Wheel loaders --------------- 4A-30
  Wheel-type excavators ------- 3C-6
Digging force
  Excavators backhoe ---------- 3A-19
  Excavators (uu) ------------- 3E-5
  Hydraulic loading shovels --- 3B-5
  Wheel-type excavators ------- 3C-8

-E-
Earth moving ------------------ 3D-6
Earth volume conversion factor 12A-3
Elements limiting the inherent
  machine capability ---------- 12B-7
Engines used in KOMATSU machine-11-5
Estimating lipability -------- 1C-12
Estimating production
  Bulldozers ------------------ 1B-33
  Crawler-type dozer shovels -- 2-27
  Excavators backhoe --------- 3A-121
  Hydraulic loading shovels -- 3B-10
  Motor scrapers -------------- 6-12
  Off-highway dumptrucks ------ 5A-38
  Rippers --------------------- 1C-13
  Soil and trash compactors --- 8D-6
  Wheel loaders --------------- 4A-61
Estimating the cycle time --- 12A-11
Estimating the owning & operating
 costs ------------------------ 13-2

http://www.adultpdf.com
Created by PDF To PDF Trial Version, to remove this mark, please register this software.

-F-

Features
All-around excavator ---------- 3D-2
Amphibious bulldozer ---------- 1G-2
Articulated dump trucks ------ 5B-2
Bulldozers ------------------- 1B-2
Crawler-type tractors -------- 1A-2
Crawler-type dozer shovels ---- 2-2
Diesel generator sets -------- 10-2
Engines ---------------------- 11-2
Excavator backhoe ------------ 3A-2
Excavators (uu) -------------- 3E-2
Farm tractors ---------------- 1E-2
Hydraulic loading shovels ---- 3B-2
Motor graders ---------------- 7A-2
Motor scrapers ----------------- 6-2
Off-highway dump trucks ------ 5A-2
Pipelayers ------------------- 1F-2
Portable air compressors ------ 9-2
Reach loaders ---------------- 4B-2
Rippers ---------------------- 1C-2
Road stabilizer -------------- 7B-2
Soil and trash compactors ---- 8D-2
Vibrator rollers ------------- 8A-2
Wheel dozer ------------------ 4C-2
Wheel loaders ---------------- 4A-2
Wheel-type excavators -------- 3C-2
Flat shoe --------------------- 1A-27
Fork equipment features ------- 4A-53
Fuel consumption ------------- 13-13

-G-

General purpose bucket -------- 4A-43
GP (General purpose) ---------- 14-9
Grade factor ----------------- 12A-5
  Bulldozers ------------------1B-33
Grade resistance ------------ 12B-11
Ground pressure
  Excavators backhoe ---------- 3A-32
  Crawler-type tractors ------- 1A-23

-H-

Hauling performance of construction
 machines --------------------- 12B-4
Hauling resistance ---------- 12B-11
Heaped capacity -------------- 3A-38
HR (Heat resistance) ---------- 14-9
Hydraulic cycle times -------- 4A-38

-I-

Inherent machine capability -- 12B-5
Inner liner ------------------ 14-7
Insurance -------------------- 13-4
Interest --------------------- 13-4

-J-

Job efficiency
  Bulldozers ------------------ 1B-34
  Crawler-type dozer shovels -- 2-24
  Excavators backhoe -------- 3A-121
  Motor scrapers -------------- 6-13
  Off-highway dump trucks ---- 5A-39
  Wheel loaders --------------- 4A-61

http://www.adultpdf.com
Created by TIFF to PDF trial version, to remove this mark, please register this software.

-L-
Large bucket ---------- 2-14, 2-16
Lifting capacity
  Excavators backhoe ---------- 3A-47
  Pipelayers ---------- 1F-4
  Wheel-type excavators ------ 3C-11
Lifting spoil ---------- 3D-7
Load and carry ---------- 12A-8
Loader and dump truck combination
  ---------- 2-12
Loader definition ---------- 4A-36
Loading shovel buckets -------- 3B-9
Loading work ---------- 4A-54
Log clamp ---------- 4A-53
Log selection work ---------- 4A-54
Log-lumber fork ---------- 4A-53
Log-lumber grapple ---------- 4A-53
Logger performance ---------- 4A-56
Lubricants consumption ------- 13-21
Lumber fork ---------- 4A-53
Lumber grapple ---------- 4A-53

-M-
Machine capabilities required for
  earth-moving operations ---- 12B-9
Manufacture's designation ----- 14-4
Model designation and codes --- G-10
Mult-purpose bucket
  Crawler-type dozer shovels --- 2-14
  Wheel loaders ---------- 4A-43

-O-
Operating weight ---------- 4A-36
Operation of stabilizer ------- 7B-6
Output rating ---------- 10-3
Operaing cost ---------- 13-5
Owning cost ---------- 13-3
O-Ring (Rim packing) ---------- 14-7

-P-
Payload factor ---------- 6-13
Performance data
  Wheel loaders ---------- 4A-9
Pick-up selection ---------- 4A-54
Plies ---------- 14-7
Power angle-tiltdozer --------- 1B-8
Pull-out selection ---------- 4A-54

-R-
Rake dozer ---------- 1B-8
Rated load ---------- 4A-37
Repair cost ---------- 13-27
Resale or trade-in values ----- 13-3
Ripper selection ---------- 1C-11
Rock bucket ---------- 2-15
Rolling resistance ---------- 12B-9

-S-
SAE loader rating ---------- 2-11
Scooping ---------- 4A-54
Scoria disposal shoe ---------- 1A-27
Semi-double-grouser shoe ----- 1A-26
Shoe selection
  Crawler-type tractors---------1A-26
  Excavators backhoe ---------- 3A-31
Shredded wire under tread tire -14-8
Side-dump bucket
  Crawler-type dozer shovels -- 2-19
  Wheel loaders ---------- 4A-43
Side steel breaker tire -------- 14-9
Side walls ---------- 14-8
Single-grouser shoe ---------- 1A-26
Slope finishing ---------- 3D-6
Snow shoe ---------- 1A-26
Soil classification for
 earthmoving operations ------ 12B-2
Specifications
  All around excavators ------- 3D-3
  Amphibious bulldozer -------- 1G-3
  Articulated dump trucks ----- 5B-3
  Bulldozers
    Angle dozer ---------- 1B-18
    Angle-rakedozer ---------- 1B-29
    Coal dozer ---------- 1B-28
    Power angle-tiltdozer ---- 1B-23
    Straight-rake dozer ------ 1B-30
    Straight-tiltdozer -------- 1B-9
    Trimming dozer ---------- 1B-31
    U-dozer ---------- 1B-26
Crawler-type dozer shovels --- 2-3
Crawler-type tractors -------- 1A-3
Diesel generator sets ------- 10-3
Engines ---------- 11-3
Excavators (uu) ---------- 3E-3
Excavators backhoe ---------- 3A-3
Farm tractors ---------- 1E-3
Hydraulic loading shovels --- 3B-3
Motor graders ---------- 7A-3
Motor scrapers ---------- 6-3
Off-highway dump trucks ----- 5A-3
Pipelayers ---------- 1F-3
Portable air compressors ----- 9-3
Reach loader ---------- 4B-3
Rippers
  Giant ripper ---------- 1C-9
  Multi-shank ripper
    (Rigid type)---------- 1C-3
  Multi-shank ripper
    (Variable type) ---------- 1C-7
Road stabilizer ---------- 7B-3
Soil and trash compactors --- 8D-3
Towing winch ---------- 1D-2
Vibratory plates ---------- 8C-2
Vibratory rollers ----- 8A-3, 8B-3
Wheel dozer ---------- 4C-3
Wheel loaders ---------- 4A-3
Wheel-type excavators ------- 3C-3
Sheep's foot roller ---------- 8E-2
Spade-nose rock bucket -------- 4A-43
Speed factors ---------- 12A-20
Spreading thickness ---------- 8D-7

http://www.adultpdf.com
Created by FREE To PDF trial version, to remove this mark, please register this software.

http://www.adultpdf.com
Created by SDF To PDF Trial version, no remove this mark, please register this software.

Static tipping load ---------- 4A-38
Steel breaker tire ---------- 14-8
Straight-tiltdozer ---------- 1B-7
Straightdozer ---------- 1B-7
Struck capacity ---------- 3A-39
Structure and function of
  off-the -road tire ---------- 14-7
Swamp shoe ---------- 1A-27
-T-
Three-way bucket ---------- 2-22
Tip radius ---------- 3A-39
Tip-type bucket teeth --------- 4A-43
Tire availability
  Motor graders ---------- 7A-31
  Wheel loaders ---------- 4A-59
Tire characteristrics ---------- 14-9
Tire classifications ---------- 14-2
Tire life ---------- 13-26
Tire selection
  Motor scrapers ---------- 6-5
  Off-highway dump tucks ------ 5A-7
Tire size designation ---------- 14-6
TMPH ---------- 14-9
TMPH rating at ambient temperature
TORQFLOW drive type tractor -- 12B-6
Trafficability ---------- 12B-15
Travel performance curve
  Artiucurated dump trucks ---- 5B-5
  Motor scrapers
    WS16S-3 ---------- 6-8
    WS16-2 ---------- 6-9
    WS23S-2 ---------- 6-10
    WS23-2 ---------- 6-11
  Off-highway dump trucks
    HD180-4 ---------- 5A-11
    HD200-2 ---------- 5A-13
    HD325-5 ---------- 5A-15
    HD465-3 ---------- 5A-19
    HD785-2 ---------- 5A-23
    HD1200-1 ---------- 5A-27
    HD1200M-1 ---------- 5A-29
    HD1600M-1 ---------- 5A-33
Travel time
  Off-highway dump trucks ---- 5A-38
Tread ---------- 14-7
Triple-grouser shoe ---------- 1A-26
Tubes and flaps ---------- 14-8
  Motor graders ---------- 7A-31
  Off-highway dump trucks ----- 5A-8

-U-
U-dozer ---------- 1B-8
Use of brake performance curve-5A-10
Use of travel performance curve
  Articulated dump trucks ----- 5B-4
  Off-highway dump trucks ---- 5A-10
  Motor scrapers ---------- 6-7

-V-
V-shape loading ---------- 12A-7

-W-
Working range
  All-around excavator --------- 3D-4
  Excavators backhoe ---------- 3A-19
  Hydraulic loading shovels --- 3B-5
  Wheel-type excavators ------- 3C-8

1 CRAWLER-TYPE TRACTORS
BULLDOZERS, RIPPERS, WINCHES,
FARM TRACTORS, PIPELAYERS, SPECIAL BULLDOZERS

http://www.adultpdf.com
Created by TIFF To PDF trial version, to remove this mark, please register this software.

2 CRAWLER-TYPE DOZER SHOVELS

3 HYDRAULIC EXCAVATORS, BACKHOE
HYDRAULIC LOADING SHOVELS, WHEEL-TYPE EXCAVATORS
ALL-AROUND EXCAVATOR, EXCAVATORS (UU)

4 WHEEL LOADERS
REACH LOADER, WHEEL DOZER

5 OFF-HIGHWAY DUMP TRUCKS
ARTICULATED DUMP TRUCKS

6 MOTOR SCRAPERS

7 MOTOR GRADERS
ROAD STABILIZERS

8 VIBRATORY ROLLERS (JV60 ~ 180)
VIBRATORY ROLLERS (JV06 ~ 40), VIBRATORY PLATES,
SOIL AND TRASH COMPACTORS, SHEEPS FOOT ROLLERS

9 PORTABLE AIR COMPRESSORS

10 DIESEL GENERATOR SETS

11 ENGINES

12 PRODUCTIVITY
EARTHMOVING DATA

13 OWNING & OPERATING COSTS

14 OTHERS
TIRES, TABLES

http://www.adultpdf.com
Created by TIFF To PDF trial version, to remove this mark, please register this software.

SPECIFICATIONS AND APPLICATION HANDBOOK

Published in June 1987

This information has been gathered to provide data on the performance of KOMATSU and competitive machines under actual job conditions. Every effort was made to ensure reliable results. However, because of the many variables peculiar to each job (including material characteristics, operator efficiency, labor and other costs, haul road conditions and altitude), neither KOMATSU LTD. nor any of its distributors can or does warrant expressly or implicitly that the KOMATSU or competitive equipment referred to will achieve the performance or incur the costs indicated under other, though similar, circumstances. Costs are stated in United States dollars. Any reproduction of this release without the foregoing explanation is prohibited.

Specifications and materials are subject to change without notice.

KOMATSU LTD.
Head Office: No. 3-6, 2 chome, Akasaka, Minato-ku, Tokyo, Japan
Cable Address: KOMATSULTD TOKYO
Telex No.: J22812, J24967
Phone No.: TOKYO 584-7111

PREFACE

http://www.adultpdf.com
Created by TIFF To PDF trial version, to remove this mark, please register this software.

This Komatsu Specifications and Application Handbook serves as a guide for calculating the performance of Komatsu equipment.

The performance of a machine is determined by its production and costs. Important factors that influence production include the machine's horsepower, operating weight, capacity, travel speeds and type of transmission. They are described in detail in relevant sections of the Handbook.

Some of the significant elements that comprise the cost factor are the machine's consumption of fuel and lubricants, the service life of tires, and the repair expenses of components. These expenditures are discussed in full in the section entitle Owing and Operating Costs.

The data, including the tables, in the Handbook are based on Komatsu's bench and field tests, computer analyses and many years of experience. Of course, we continue to conduct tests to improve the reliability of the data. However, because of the complexity of factors influencing production costs and the deviations that may have occurred during the preparation of data, Komatsu does not guarantee that the data are exact and that the performance shown in the Handbook is always obtainable with the given conditions.

Nevertheless, Komatsu is confident that the Handbook user will be able to make proper calculations based on the facts given in the Handbook and on his work experience and knowledge of local conditions.

Although the data are up-to-date at the time of printing of the Handbook, Komatsu may make changes in the specifications and materials without notice. This is because of Komatsu's fundamental program of conducting continual improvements on its products.

KOMATSU LTD.

Product Engineering Department
Overseas Division

http://www.adultpdf.com
Created by TIFF To PDF trial version, to remove this mark, please register this software.

• BULLDOZERS
Flywheel Horsepower 40 to 740 HP (29.5 to 552 kW)


D475A-1

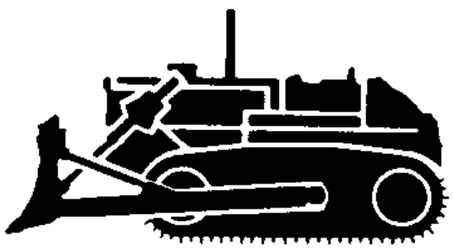
D455A-1

D375A-1


D355A-3

D155A-1

D150A-1

D85A-21
D85A-21B
D85E-21

D83E-1

D75A-1

D68E-1

D65E-8
D65A-8

D63E-1

D60E-8
D60A-8

D58E-1

D53A-17

D50A-17

D41A-3
D41A-3A

D40A-3

D37E-2

D31E-18

D21E-6
D21A-6

D20A-6

• SWAMP BULLDOZERS
Flywheel Horsepower 40 to 225 HP (29.5 to 168 kW)


D85P-21

D83P-1

D68P-1

D65P-8

D60P-8
D60PL-8

D58P-1

D53P-17

D50P-17
D50PL-17

D41P-3

D40P-3

D37P-2

D31P-18
D31P-18A

D21P-6
D21P-6A
D21P-6B
D21PL-6

D20P-6
D20P-6A
D20PL-6
D20PLL-6

http://www.adultpdf.com
Created by TIFF To PDF trial version, to remove this mark, please register this software.

• DOZER SHOVELS
Flywheel Horsepower 40 to 350 HP (29.5 to 261 kW)

D155S-1 D95S-2 D75S-5 D66S-1 D65S-8 D60S-8 D57S-1 D53S-17

• SWAMP DOZER SHOVELS
Flywheel Horsepower 40 to 90HP (29.5 to 67 kW)



D41S-3 D31S-18 D21S-6 D21S-6A D20S-6

D41Q-3 D31Q-18 D21Q-6 D20Q-6

• FARM TRACTORS
Flywheel Horsepower 80 to 215 HP (60 to 160 kW)

D60F-8 D60F-8A D50F-17 DF800-1

• PIPELAYERS
Flywheel Horsepower 155 to 360HP (115.6 to 269 kW)

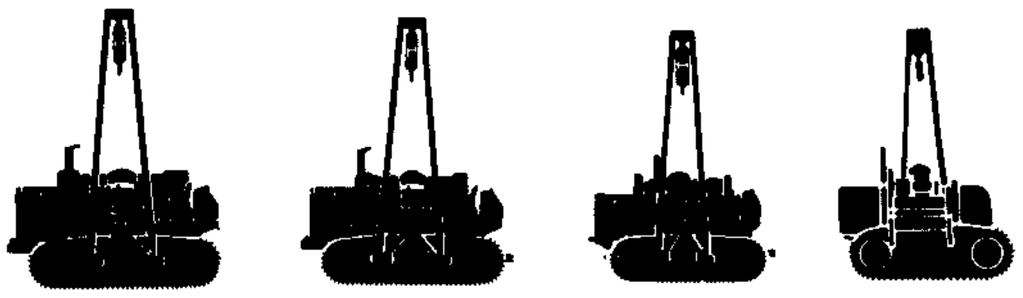

D355C-3 D155C-1 D85C-12 D65C-6

• AMPHIBIOUS BULLDOZER
Flywheel Horsepower 270 HP (201 kW)

D155W

http://www.adultpdf.com
Created by TIFF To PDF trial version, to remove this mark, please register this software.

- **HYDRAULIC EXCAVATORS, BACKHOE** Operating weight 1100 to 162000 kg (2,430 to 357,140 lb)



PC1600-1



PC1000-1

PC650-3

PC400-3
PC400LC-3

PC360LC-3

PC300-3
PC300LC-3
PC300NLC-3

PC280LC-3
PC280NLC-3



PC240-3
PC240LC-3
PC240NLC-3

PC220-3
PC220LC-3

PC210-3
PC210LC-3

PC200-3
PC200LC-3

PC180LC-3
PC180LLC-3
PC180NLC-3

PC150-3
PC150LC-3
PC150HD-3
PC150NHD-3

PC120-3

PC100-3
PC100L-3
PC100U-3

PC80-3

PC60-5
PC60L-5
PC60U-5

PC40-5

PC30-5

PC20-5

PC10-5

PC05-5

- **LOADING SHOVELS** Operating weight 42000 to 162000 (92,590 to 357,100 lb)

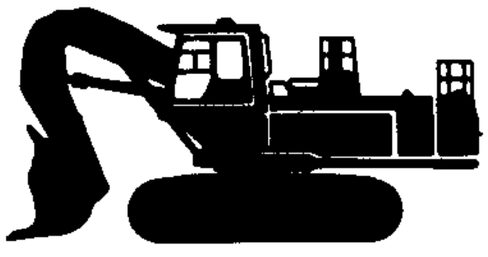

PC1600-1

PC1000-1



PC650-3

PC400-3

http://www.adultpdf.com
Created by TIFF To PDF trial version, to remove this mark, please register this software.

• WHEEL TYPE HYDRAULIC EXCAVATORS

Operating weight 1370 to 18980 kg (3,020 to 41,840lb)



PW210-1 PW150-1 PW100-3 PW60-3 PW30-1 PW20-1 PW05-1

• WHEEL LOADERS

Bucket capacity 0.26 to 10.5 m^3 (0.34 to 13.7 cu.yd)

WA800-1 WA600-1 WA500-1 WA470-1 WA450-1

WA420-1 WA400-1 WA380-1 WA350-1 WA320-1 WA300-1 WA250-1



WA200-1 WA180-1 WA150-1 WA120-1 WA100-1 WA70-1 WA40-1 WA30-2 WA20-1

• OFF-HIGHWAY DUMP TRUCKS

Capacity 18 to 160 metric ton (20 to 176 U.S. ton)

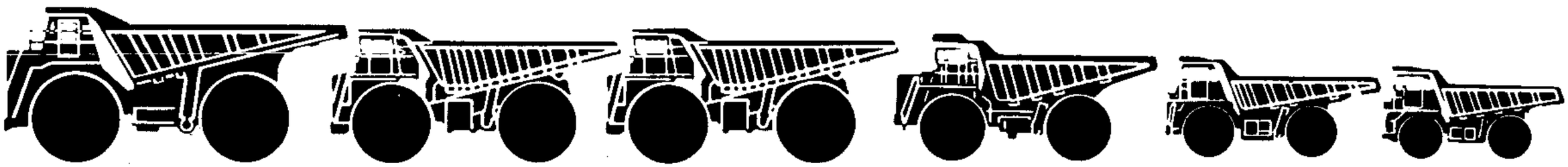

HD1600M-1 HD1200M-1 HD1200-1 HD785-2 HD465-3 HD325-5

HD200-2 HD180-4

• ARTICULATED DUMP TRUCKS

Capacity 25 to 27 metric ton (27.6 to 29.8 U.S. ton)

HA270-1 HA250-1

http://www.adultpdf.com
Created by TIFF To PDF trial version, to remove this mark, please register this software.

The Komatsu Products Line

● MOTOR SCRAPERS
Heaped capacity 16 to 24 m^3 (20.9 to 31.4 cu.yd).

WS23-2

WS23S-2

WS16-2

WS16S-3

● MOTOR GRADERS
Flywheel Horsepower 65 to 280 HP (48 to 209 kW)



GD825A-1



GD705A-4

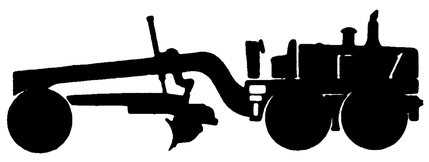

GD705R-2

GD663A-1

GD661A-1

GD625A-1

GD623A-1
GD623R-1

GD621A-1
GD621R-1



GD613A-1
GD613R-1

GD611A-1
GD611R-1

GD525A-1

GD523A-1
GD523R-1

GD521A-1
GD521R-1

GD513A-1
GD513R-1

GD511A-1
GD511R-1

GD510R-1

GD461R-1

GD300A-1

GD200A-1

● ROAD STABILIZER
Flywheel Horsepower 355 HP (265 kW)

GS360-1

CS360-1

● SOIL COMPACTOR
Flywheel Horsepower
230 HP (172 kW)

WF22A-2

● TRASH COMPACTOR
Flywheel Horsepower
230 HP (172 kW)

WF22T-2

● VIBRATORY ROLLERS
Operating Weight 600 to 17800 kg (1,320 to 39,240 lb)



JV180



JV140

JV110



JV100A-1



JV100WP-1

JV100WA-1

JV100(COM)
JV100(ASF)

JV80(SOIL)
JV80(COM)



JV60(ASF)
JV60(COM)

JV40-1

JV40C-1

JV40CW-1

JV32W-2



JV28-1

JV16-1

JV08H-2
JV08HM-2

JV06H-2
JV06HM-2

http://www.adultpdf.com
Created by TIFF To PDF trial version, to remove this mark, please register this software.

● VIBRATORY PLATES

JP80-3 JP70-3 JP60-1

● SHEEP'S FOOT ROLLERS

RF09
RF06
RF03

● DIESEL GENERATOR SETS

Rated Output 33 to 600 kVA (26.4 to 480 kW)



EG600BS-1 EG580B-1 EG580-1 EG500BS-1 EG480B-1 EG480-1 EG380BS-1 EG350B-1 EG350-1 EG300B-3 EG300-3 EG275BS-1 EG275B-1 EG275-1 EG220BS-1 EG220B-1 EG220-1 EG150BS-5 EG150B-5 EG150-5

EG125BS-2 EG125B-2 EG125-2 EG85BS-1 EG85B-1 EG85-1 EG60BS-1 EG60B-1 EG60-1 EG40BS-1 EG40B-1 EG40-1 EG33BS-1 EG33B-1 EG33-1

● PORTABLE AIR COMPRESSORS

Actual Free-Air Delivery 2.5 to 25.5 m^3 (88 to 900 CFM)

EC260Z EC210Z EC170Z EC105Z EC75Z EC50Z-3 EC35Z-3 EC25Z-1

● ENGINES

Piston Displacement 2.01 to 46.3 ltr (123 to 2825cu in)



SA12V170 SA8V170 S6D170 S6D155 6D140 4D130 6D125 S6D110 6D105 4D105 6D95L

4D95L 4D95S 3D95S

http://www.adultpdf.com
Created by TIFF To PDF trial version, to remove this mark, please register this software.
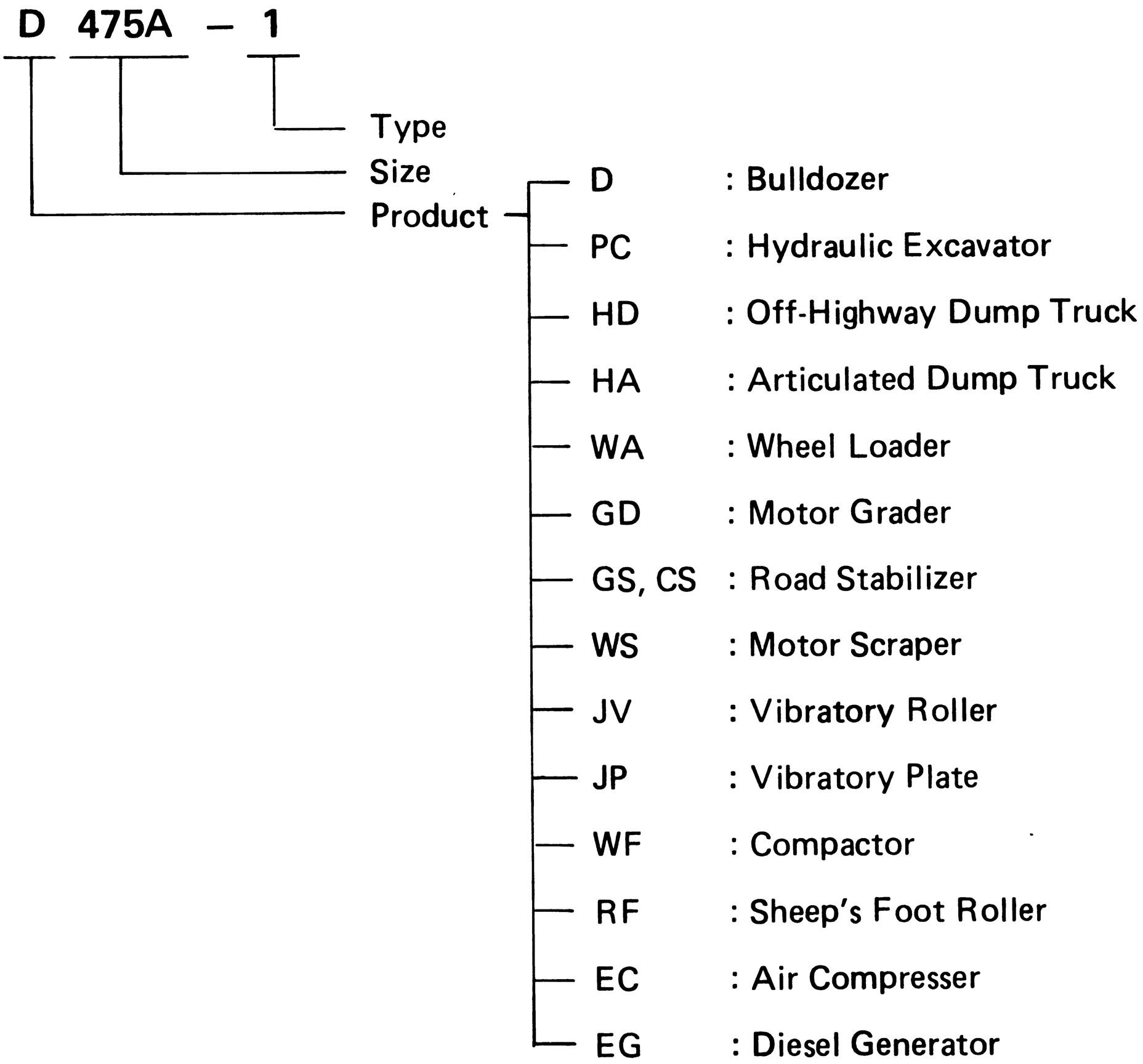
This section describes the system for model designations and codes for KOMATSU construction machines.